

BW **Workforce Investment Board**

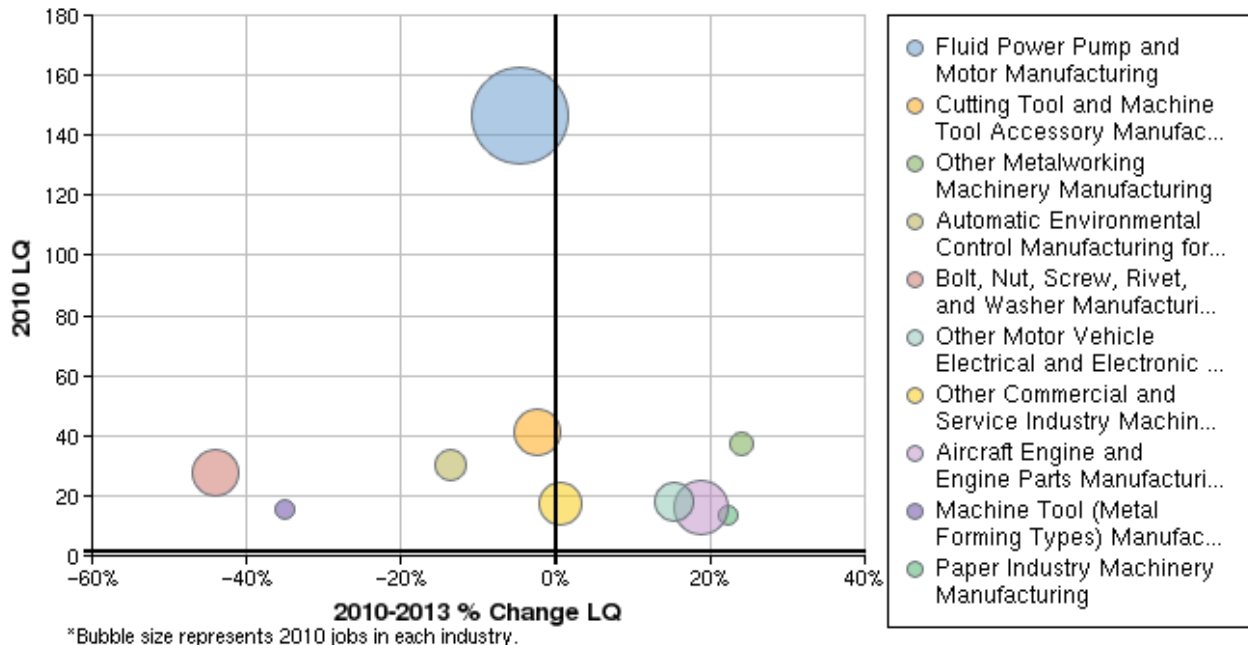


Clusters in Manufacturing

Advanced Materials

Mature

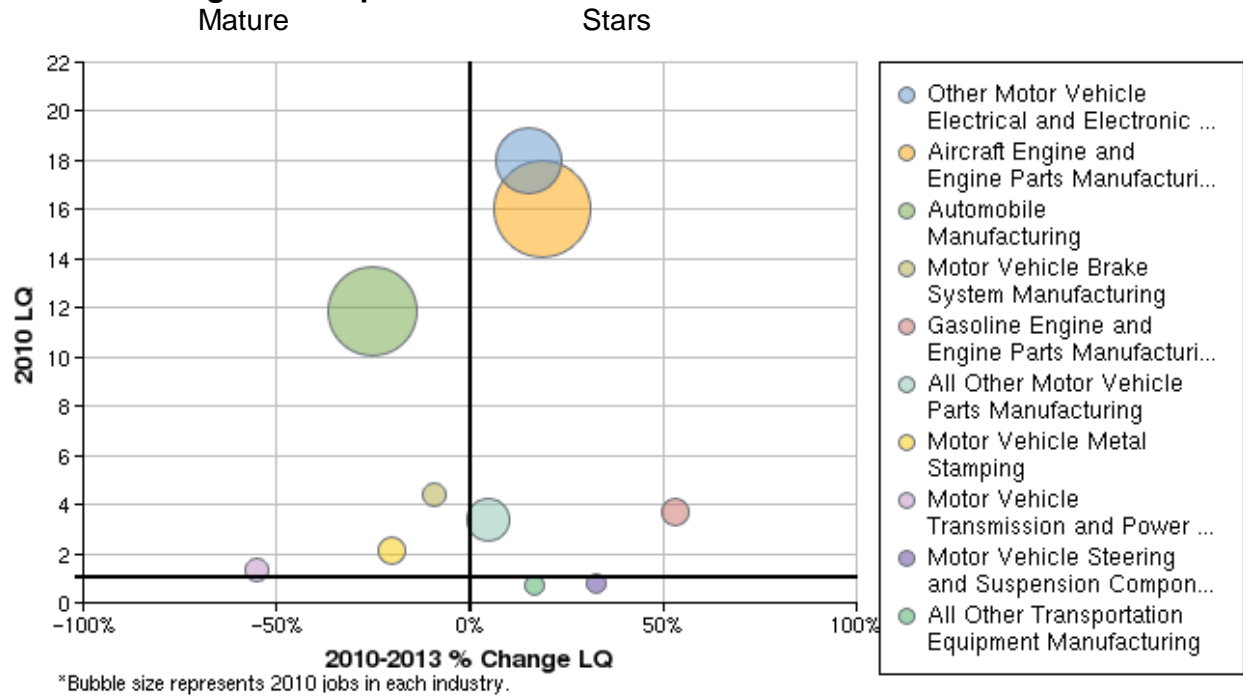
Stars



| NAICS Code | Description | 2010 Jobs | 2010 LQ | 2013 LQ |
|------------|--|-----------|---------|---------|
| 333996 | Fluid Power Pump and Motor Manufacturing | 2,744 | 146.78 | 139.88 |
| 333515 | Cutting Tool and Machine Tool Accessory Manufacturing | 1,057 | 41.46 | 40.50 |
| 333518 | Other Metalworking Machinery Manufacturing | 306 | 37.37 | 46.37 |
| 334512 | Automatic Environmental Control Manufacturing for Residential, Commercial, and Appliance Use | 580 | 30.50 | 26.35 |
| 332722 | Bolt, Nut, Screw, Rivet, and Washer Manufacturing | 1,063 | 27.78 | 15.53 |
| 336322 | Other Motor Vehicle Electrical and Electronic Equipment Manufacturing | 803 | 18.03 | 20.79 |
| 333319 | Other Commercial and Service Industry Machinery Manufacturing | 930 | 17.41 | 17.52 |
| 336412 | Aircraft Engine and Engine Parts Manufacturing | 1,347 | 16.03 | 19.06 |
| 333513 | Machine Tool (Metal Forming Types) Manufacturing | 197 | 15.34 | 9.95 |
| 333291 | Paper Industry Machinery Manufacturing | 124 | 13.62 | 16.64 |
| 332611 | Spring (Heavy Gauge) Manufacturing | 55 | 12.72 | 9.59 |
| 336111 | Automobile Manufacturing | 1,259 | 11.85 | 8.85 |
| 333994 | Industrial Process Furnace and Oven Manufacturing | 137 | 11.77 | 10.50 |
| 332721 | Precision Turned Product Manufacturing | 396 | 11.27 | 12.05 |
| 333995 | Fluid Power Cylinder and Actuator Manufacturing | 189 | 11.21 | 8.20 |
| 332813 | Electroplating, Plating, Polishing, Anodizing, and Coloring | 637 | 10.75 | 14.50 |
| 333612 | Speed Changer, Industrial High-Speed Drive, and Gear Manufacturing | 135 | 10.26 | 11.58 |
| 333414 | Heating Equipment (except Warm Air Furnaces) Manufacturing | 179 | 10.21 | 9.66 |
| 333613 | Mechanical Power Transmission Equipment Manufacturing | 139 | 9.44 | 4.79 |
| 332212 | Hand and Edge Tool Manufacturing | 252 | 8.80 | 5.97 |
| 332618 | Other Fabricated Wire Product Manufacturing | 266 | 8.78 | 8.48 |
| 335314 | Relay and Industrial Control Manufacturing | 448 | 8.62 | 8.91 |

Source: EMSI Complete Employment - 2nd Quarter 2010

Manufacturing in Transportation



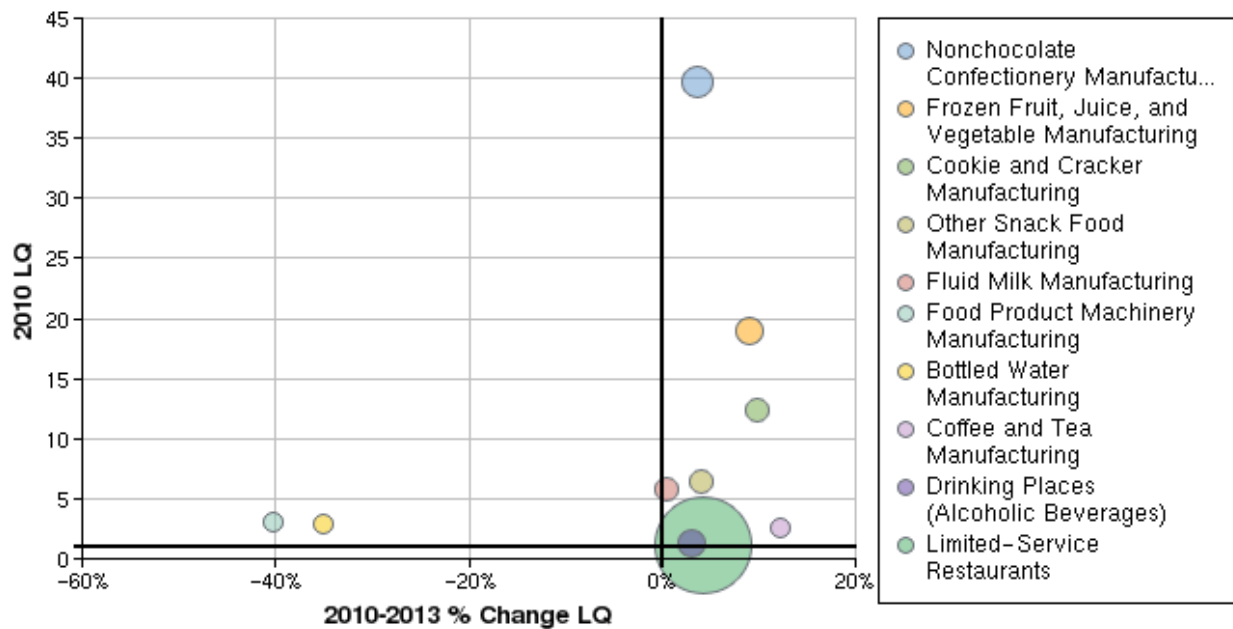
| NAICS Code | Description | 2010 Jobs | 2010 LQ | 2013 LQ |
|------------|--|-----------|---------|---------|
| 336322 | Other Motor Vehicle Electrical and Electronic Equipment Manufacturing | 803 | 18.03 | 20.79 |
| 336412 | Aircraft Engine and Engine Parts Manufacturing | 1,347 | 16.03 | 19.06 |
| 336111 | Automobile Manufacturing | 1,259 | 11.85 | 8.85 |
| 336340 | Motor Vehicle Brake System Manufacturing | 121 | 4.36 | 3.95 |
| 336312 | Gasoline Engine and Engine Parts Manufacturing | 145 | 3.66 | 5.61 |
| 336399 | All Other Motor Vehicle Parts Manufacturing | 411 | 3.36 | 3.52 |
| 336370 | Motor Vehicle Metal Stamping | 128 | 2.08 | 1.66 |
| 336350 | Motor Vehicle Transmission and Power Train Parts Manufacturing | 81 | 1.36 | 0.61 |
| 336330 | Motor Vehicle Steering and Suspension Components (except Spring) Manufacturing | 22 | 0.80 | 1.06 |
| 336999 | All Other Transportation Equipment Manufacturing | 11 | 0.71 | 0.83 |
| 336413 | Other Aircraft Parts and Auxiliary Equipment Manufacturing | 44 | 0.42 | 0.45 |

Source: EMSI Complete Employment - 2nd Quarter 2010

Food Manufacturing

Mature

Stars



| NAICS Code | Description | 2010 Jobs | 2010 LQ | 2013 LQ |
|------------|--|-----------|---------|---------|
| 311340 | Nonchocolate Confectionery Manufacturing | 705 | 39.70 | 41.11 |
| 311411 | Frozen Fruit, Juice, and Vegetable Manufacturing | 605 | 19.00 | 20.72 |
| 311821 | Cookie and Cracker Manufacturing | 401 | 12.33 | 13.53 |
| 311919 | Other Snack Food Manufacturing | 234 | 6.49 | 6.75 |
| 311511 | Fluid Milk Manufacturing | 328 | 5.82 | 5.85 |
| 333294 | Food Product Machinery Manufacturing | 53 | 3.11 | 1.86 |
| 312112 | Bottled Water Manufacturing | 44 | 2.86 | 1.86 |
| 311920 | Coffee and Tea Manufacturing | 49 | 2.62 | 2.94 |
| 722410 | Drinking Places (Alcoholic Beverages) | 545 | 1.30 | 1.34 |
| 722211 | Limited-Service Restaurants | 4,315 | 1.18 | 1.23 |
| 722212 | Cafeterias, Grill Buffets, and Buffets | 128 | 0.97 | 1.23 |
| 722110 | Full-Service Restaurants | 4,455 | 0.94 | 0.93 |
| 114210 | Hunting and Trapping | 11 | 0.70 | 0.78 |
| 115116 | Farm Management Services | 18 | 0.61 | 0.66 |
| 115210 | Support Activities for Animal Production | 71 | 0.61 | 0.60 |
| 311330 | Confectionery Manufacturing from Purchased Chocolate | 21 | 0.58 | 0.78 |
| 722330 | Mobile Food Services | 24 | 0.57 | 0.50 |
| 722320 | Caterers | 153 | 0.56 | 0.63 |
| 11A000 | Crop and animal production | 1,431 | 0.53 | 0.52 |
| 722310 | Food Service Contractors | 224 | 0.39 | 0.37 |
| 115112 | Soil Preparation, Planting, and Cultivating | 27 | 0.39 | 0.42 |
| 312120 | Breweries | 10 | 0.37 | 0.79 |
| 311513 | Cheese Manufacturing | 15 | 0.35 | 0.42 |
| 722213 | Snack and Nonalcoholic Beverage Bars | 172 | 0.31 | 0.22 |
| 115114 | Postharvest Crop Activities (except Cotton Ginning) | 29 | 0.31 | 0.30 |
| 311812 | Commercial Bakeries | 37 | 0.27 | 0.22 |

Source: EMSI Complete Employment - 2nd Quarter 2010